

GBL206R THRU GBL210R

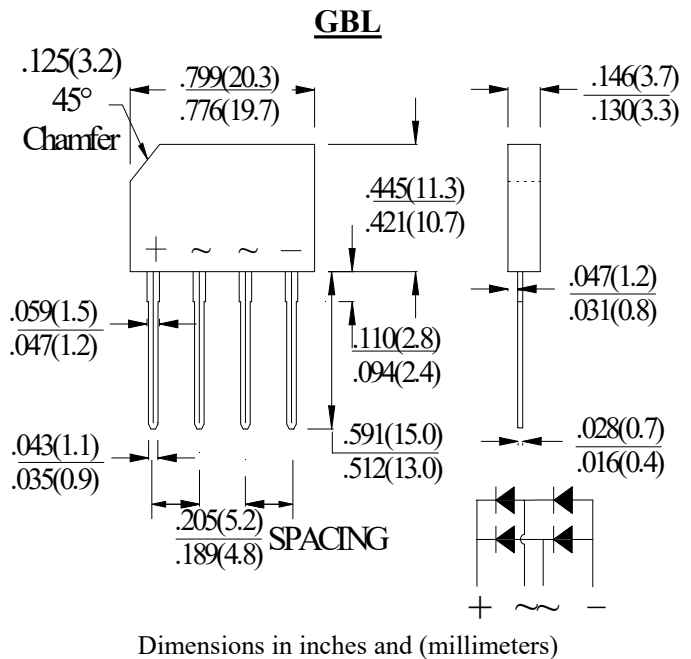
SINGLE PHASE 2.0AMPS. GLASS PASSIVATED BRIDGE RECTIFIERS

FEATURE

- . Ideal for printed circuit board
- . Glass passivated chip junctions
- . High case dielectric strength
- . Low leakage
- . Low forward voltage
- . High surge current capability
- . High temperature soldering guaranteed:
260°C/10seconds/.375", (9.5mm) lead lengths.

MECHANICAL DATA

- . Case: Molded plastic body
- . Epoxy: UL 94V-0 rate flame retardant
- . Terminals: Pure tin plated, Lead free. Leads solderable per MIL-STD-750, Method 2026.
- . Polarity: Symbols molded or marked on body
- . Mounting position: Any



MAXIMUM RATINGS AND ELECTRICAL CHARACTERISTICS

Ratings at 25°C ambient temperature unless otherwise specified.

Single phase, half wave, 60Hz, resistive or inductive load. For capacitive load, derate current by 20%

Type Number	SYM BOL	GBL206R	GBL208R	GBL210R	units
Maximum Recurrent Peak Reverse Voltage	V_{RRM}	600	800	1000	V
Maximum RMS Voltage	V_{RMS}	420	560	700	V
Maximum DC blocking Voltage	V_{DC}	600	800	1000	V
Maximum Average Forward Rectified Current	$I_{F(AV)}$	2.0			A
Peak Forward Surge Current 8.3ms single half sine-wave superimposed on rate load (JEDEC method)	I_{FSM}	60			A
Maximum Forward Voltage at 2.0A DC	V_F	1.1			V
Maximum DC Reverse Current @ $T_J=25^\circ\text{C}$ at rated DC blocking voltage @ $T_J=125^\circ\text{C}$	I_R	5.0 500.0			μA
I^2t Rating for Fusing ($t < 8.3\text{ms}$)	I^2t	14.94			A^2Sec
Typical Junction Capacitance (Note 1)	C_J	35			pF
Typical Thermal Resistance (Note 2)	$R_{(JC)}$	4.2			$^\circ\text{C/W}$
Storage Temperature	T_{STG}	-55 to +150			$^\circ\text{C}$
Operating Junction Temperature	T_J	-55 to +150			$^\circ\text{C}$

Note:

1. Measured at 1.0 MHz and applied reverse voltage of 4.0Vdc
2. Thermal Resistance from Junction to Case Mounted on P.C.B with $0.47 \times 0.47''$ (12x12mm) Copper Pads.

RATING AND CHARACTERISTIC CURVES

FIG.1-TYPICAL FORWARD CURRENT DERATING CURVE

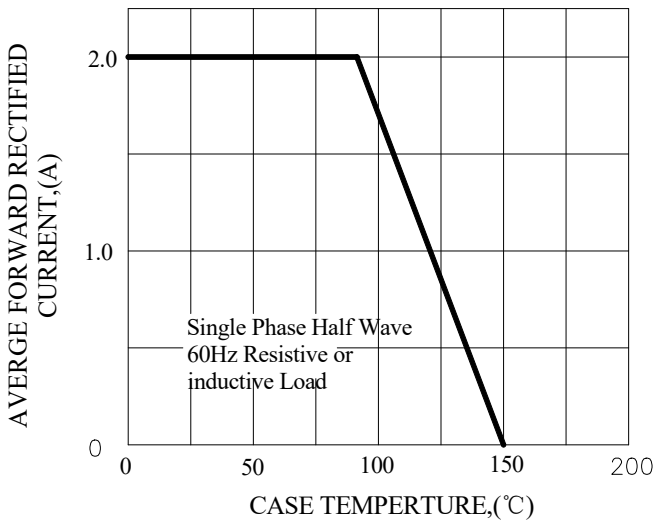


FIG.2-TYPICAL INSTANTANEOUS FORWARD CHARACTERISTICS

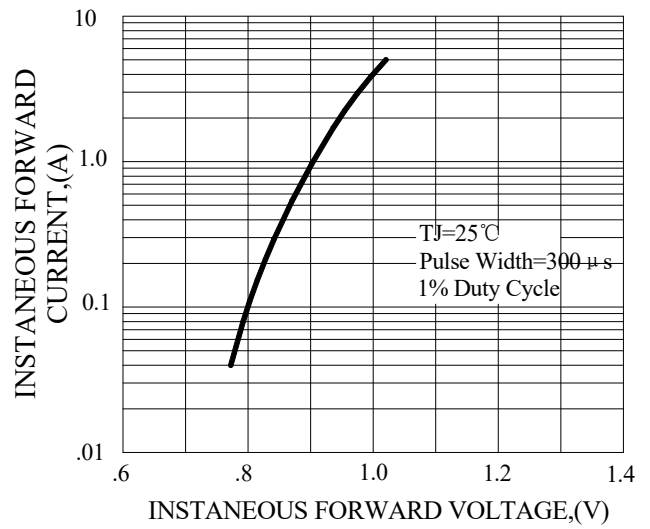


FIG.3-MAXIMUN NON-REPETITIVE FORWARD SURGE CURRENT

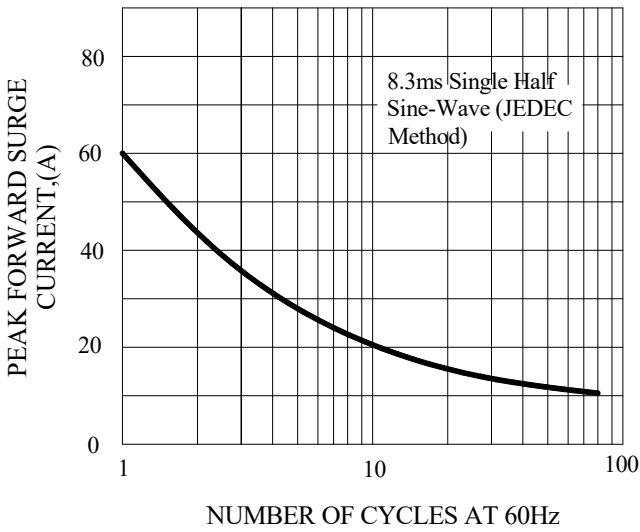
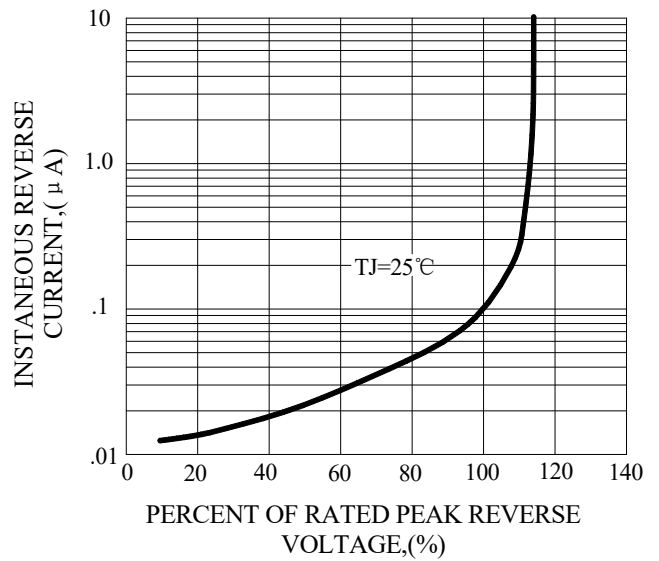
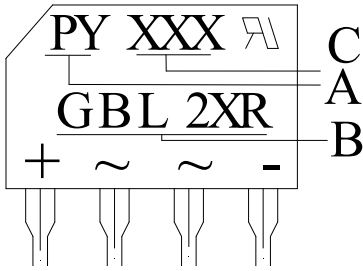


FIG.4-TYPICAL REVERSE CHARACTERISTICS



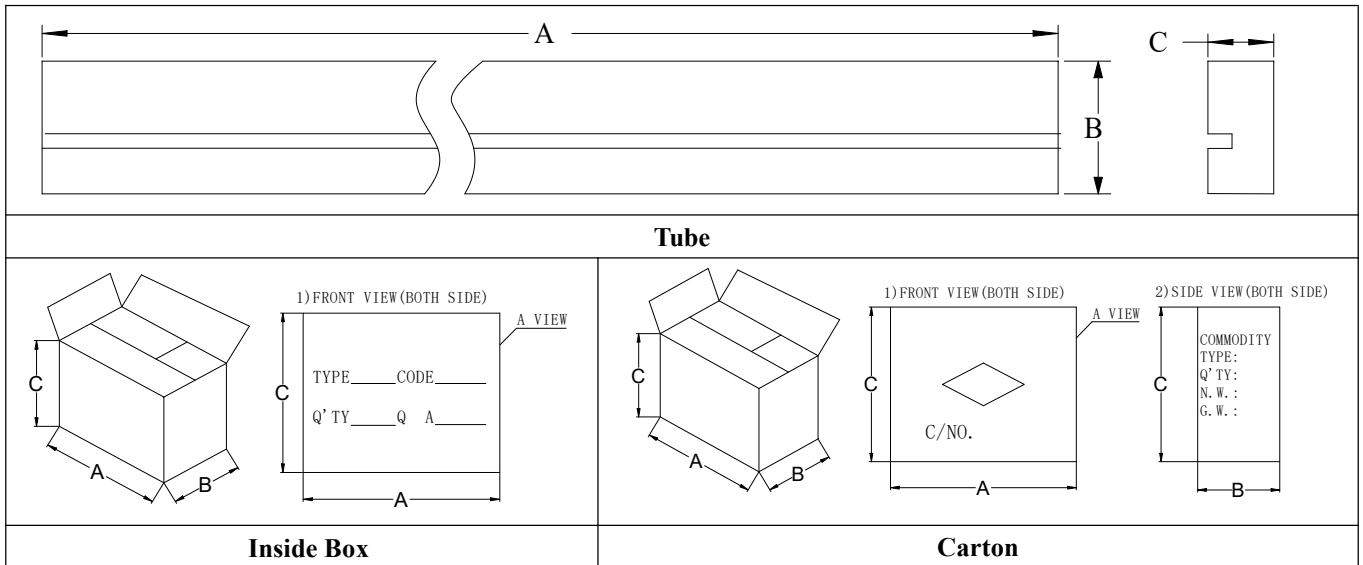
Marking and packaging illustration

1、 Marking



SYMBOL	Explanation
A	Trademark(X=06,08,10)
B	Product Name
C	Date code

2、 Packaging



OUTLINE	A (mm)	B (mm)	C (mm)
Tube	512.5±1	28.8±1	6.1±1
Inner box	528±3	138±3	128±3
Carton	548±5	290±5	148±5
COUNT	TUBE (PCS)	BOX (PCS)	CARTON (PCS)
GBL	25	2000	4000